











4A



Tightening Torque Specifications

| Fastening part | Tightening torque | | | Note |
|---|-------------------|-------|--------|---|
| | N·m | kgf-m | lbf-ft | |
| Rear brake master cylinder rod lock-nut | 18 | 1.8 | 13.0 |   |
| Brake air bleeder valve | 7.5 | 0.75 | 5.5 |  |
| Front brake master cylinder mounting bolt | 10 | 1.0 | 7.5 |  |
| Brake hose union bolt | 23 | 2.3 | 17.0 |   |
| Brake light switch screw | 1.2 | 0.12 | 1.0 |  |
| Brake lever pivot bolt | 6 | 0.6 | 4.5 |  |
| Brake lever pivot bolt lock-nut | 6 | 0.6 | 4.5 |  |
| Rear brake master cylinder mounting bolt | 10 | 1.0 | 7.5 |  |

Reference:

For the tightening torques of fasteners not specified in this page, refer to:

[Front Brake Hose Routing Diagram](#)

[Rear Brake Hose Routing Diagram](#)

[Front Brake Master Cylinder Assembly / Brake Lever Components](#)

[Rear Brake Master Cylinder Assembly Components](#)

[Fasteners Information](#)